

CHILDREN'S SUMMER SEWING CAMP

JUNE 21-25 (M-F)

School's Out!

9:30 am-12:30 pm

Fee: \$72

Start out your summer with a pair of shorts.

School's Out!

1:00 pm-4:00 pm

Fee: \$72

Start out your summer with a pair of shorts.

JUNE 28-JULY 2

(M-F)

Go Green!

9:30 am-12:30 pm

Fee: \$72

Learn to make a tote to take shopping, no more need for plastic bags.

T Shirt Mania

1:00 pm-4:00 pm

Fee: \$72

Gather up all those old Tees and be creative.

JULY 5-9 (M-F)

Fashion Sewing Party

9:30 am-12:30 pm

Fee: \$72

For this fun and fabulous sewing class we will be creating a skirt.

Sleepy Time

1:00 pm-4:00 pm

Fee: \$72

Every night feels like a slumber party when you are wearing a robe made from your favorite fabric.

JULY 12 - JULY 16

(M-F)

Sleepy Time

9:30 am-12:30 pm

Fee: \$72

Every night feels like a slumber party when you are wearing a robe made from your favorite fabric.

Fashion Sewing Party

1:00 pm-4:00 pm

Fee: \$72

For this fun and fabulous sewing class we will be creating a skirt

JULY 19-23 (M-F)

Every Day Tote

9:30 am-12:30 pm

Fee: \$72

Let's make a great bag to toss your most important items in to take with you.

Got Top?

1:00 pm-4:00 pm

Fee: \$72

A really neat top to wear with any of your favorite pants or skirts.

JULY 26-30 (M-F)

Summer's Ending!

9:30 am-12:30 pm

Fee: \$72

Time to think about school again...make a pair of pants to start out that first day.

Summer's Ending!

1:00 pm-4:00 pm

Fee: \$72

Time to think about school again...make a pair of pants to start out that first day.

Week 1

Week 2

Week 3

Week 4

Week 5

Week 6

Students must be in 5th Grade or up. Have all supplies before first class.
Our first class will be focused on learning about the BabyLock Natalie sewing machine.

DESIGNER'S GALLERY SOFTWARE CLASSES

Designer's Gallery CustomWorks II

Fri. July 9

6:00 pm - 7:30 pm

Fee: \$10

Instructor: Carol Wascura

Join Carol for this informative lecture/demo using CustomWorks II. This powerful editing software makes designs work for you with tools and special effects that alter, combine and duplicate designs flawlessly, all with ease and color-sorting convenience.

DESIGNER'S GALLERY SOFTWARE CLASSES

Designer's Gallery LetterWorks III

Sat. July 31

10:00 am - 11:30 am

Fee: \$10

Instructor: Carol Wascura

Join Carol for this lecture/demo using LetterWorks III. Personalize your project by adding digitized lettering. Designer's Gallery LetterWorks III is a stand-alone program that lets you create multiple lines of embroidered text with a variety of fonts, plus the ability to add lettering or monogramming to your favorite designs.

DESIGNER'S GALLERY SOFTWARE CLASSES

Designer's Gallery Monogram Works

Tues. July 27 or


Tues. Aug. 24

6:00 pm - 7:30 pm


Fee: \$10

Instructor: Carol Wascura

Let's monogram! Carol will teach you the basic of this easy to use, stand-alone program. Choose from a variety of fonts and frames to make your monogram special.



THE SEWING STUDIO FABRIC SUPERSTORE



July-August-September 2010 Class Schedule

9605 S. Hwy 17-92 ● Maitland, FL ● 32751

For Classes Call (407) 831-6488 or (800) 831-1492 or E-mail: sewing@sewing.net

Class information is also available on our website: www.sewing.net

Class Policy

Classes are limited to eight students. Three students are needed to make a class. You will receive a full refund if we cancel a class. No refund will be given if the student cancels less than five days prior to class start date. Phone registration is possible with a credit card.

The following indicates sewing levels for adult classes:

Beginner* Intermediate
Advanced*****

The supply list for each class needs to be filled by the student prior to the first class session unless the supply list specifies otherwise.

SEWING CLASSES

Beginning Sewing (Adults)

Sewing Basics I *


Mon. Aug. 2, 9, 16, 23
5:30 pm - 8:00 pm
Instructor: Lyn Powers or

Wed. July 14, 21, 28, Aug. 4 or
Wed. Sept. 15, 22, 29, Oct. 6
5:30 pm - 8:00 pm
Instructor: Noel Kohr

Fee: \$48

Have you decided it's time to learn to sew and just do not know where to begin, or are you looking to refresh your skills?

Beginning Sewing I is for you! You will learn all the proper sewing terminology, necessary notions, layout, pinning, marking, cutting and sewing of a basic garment. These classes fill quickly so register early.



Sewing Basics II **

Pre-requisite Sewing Basics I

Mon. July 5, 12, 19, 26 or
Mon. Aug. 30, Sept. 13, 20, Oct. 4
5:30 pm - 8:00 pm
Instructor: Lyn Powers or

Wed. Aug. 11, 18, 25, Sept. 8 or
Thur. Sept. 16, 23, 30, Oct. 7
5:30 pm - 8:00 pm
Instructor: Noel Kohr

Fee: \$48

You know the basics of using the sewing machine and you've assembled a basic garment. Now take it a step further and learn how to make darts, put in a sleeve or pockets.

DYOT **

Mon. Sept. 13, 20, 27, Oct. 4, 11, 18
9:30 am - 12:30 pm or
1:00 pm - 4:00 pm



Fee: \$51
Instructor: Barbara Hunton-Robbinson

This is a continuing class for intermediate to advanced sewers. Emphasis on fitting, & pattern alterations. Students will learn garment construction. We will even show you how to remake an existing garment. Tailoring techniques will be taught to the more advanced students.

EMBROIDERY CLASSES

Adventures in Embroidery**

Tues. July 13, Aug. 10, Sept. 14
5:30 pm - 8:00 pm
Fee: \$36
Instructor: Pam McBride

For this quarter we will be working on Anita Goodesign's *Baltimore Quilt* which is based on the traditional quilt designs.

Place and Stitch Embroidery **

Sat. July 10
1:00 pm - 4:00 pm
Fee: \$20
Instructor: Lyn Powers

Have you tired positioning an embroidery on an outfit, only to realize (too late) that it wasn't quite right? Well now you can place it right where

EMBROIDERY CLASSES

you want to every time! Find out how easy it is to put an embroidery motif EXACTLY where you want it to be placed. This class requires knowledge of your embroidery machine. All brands welcome.

Embroidery ThreadWorks

Tues. July 20, Aug. 17, Sept. 21
6:30 pm - 8:00 pm
Instructor: Lyn Powers/Carol Wascura

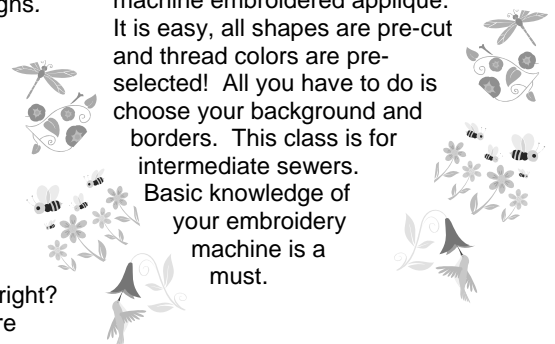
Calling all night owls! Do you work all day and can't make it to our regular Embroidery Club? This is for you! We are starting a monthly Tuesday evening embroidery get-together! It will be held on the 3rd Tuesday of each month. We will explore the art and techniques of machine embroidery, including new products, designs and designers. Of course, our night is not complete without input from you! So bring your best show and tell, or bring something you need help with and let our collective, creative minds give you some new ideas. And last, but not least, there will be munchies! See you there!



Dimensional Iris Wall Hanging **

Fri. Sept. 17, 24
12:30 pm - 4:00 pm
Fee: \$34
Instructor: Lyn Powers

Make this beautiful wall art using machine embroidered appliqué. It is easy, all shapes are pre-cut and thread colors are pre-selected! All you have to do is choose your background and borders. This class is for intermediate sewers. Basic knowledge of your embroidery machine is a must.



MARY MCCARTHY

Fit & Couture Class with Mary McCarthy */**

Thur. Sept. 9, 16, 23
1:00 pm - 4:00 pm
Fee: \$65



Discover the attitude, creativity, and inspiration that make a garment "couture" (high sewing). Join Mary McCarthy, professional couturier, designer, and author, as she guides you through the process that makes a garment truly couture.

We start with learning how to accurately fit your pattern, followed by how to apply couture techniques, work with fine fabrics and much more. This is a wonderful opportunity to work on a special project as you take your sewing skill to a new level. See supply list for more details.

Copy It! */**

Sat. Sept. 18
9:30 am - 12:30 pm
Fee: \$45

Got a garment you would love to duplicate? Mary McCarthy's technique, featured on the cover of *Threads Magazine*, will show you how to create a custom pattern using the original garment as your guide. No need for a seam ripper. You'll have a compete pattern ready to cut.

Alterations Workshop */** How to make your ready-to-wear clothing fit!

Sat. Sept. 18
1:30 pm - 4:30 pm
Fee: \$45

What to do when you buy clothes that almost fit, but not quite right? Learn how to alter them for a custom fit and more flattering look. Mary McCarthy is an alterations specialist with over 25 years of experience fitting and altering garments from jeans to bridal gowns. Apply basic fit principles and great techniques to let in, take out, or even restyle your favorite ready to wear garments. Topics covered include hems, side seams, shoulders, sleeves and much more. Bring a pair of pants and 1-2 additional garments that need to be adjusted.



SMOCKING CLASSES

Heirloom Pleater **

Sun. Aug. 1, 8
1:30 pm - 4:00 pm
Fee: \$24
Instructor: Bev Weir

This class is for students with intermediate smocking and heirloom skills. In this class you will pleat a bishop sleeve using a smocking pleater.

CLUBS AND GROUPS

Fiber Artists of Central Florida

1st Saturday monthly
1:00 pm - 4:00 pm
Contact: RoseMarie
407.831.6488



This eclectic mix of fiber artists consisting of art quilters, art to wear, mixed media, silk painters, doll makers and surface design artists meet once a month for support, technique and fun. Our club includes both beginners and experienced fiber artists. We share interests in cloth manipulation and surface design, learning new techniques, experimenting with new materials, and sharing our art work.

SAGA

Smocking Arts Guild of America

1st Tuesday evening monthly
6:30 pm - 8:00 pm
Contact: Kathiann Crocker
407.421.2618
crockerkf@aol.com

This group meets the first Tuesday of the month. Members and interested prospective members are welcome.

Machine Embroidery Club

2nd Saturday monthly
10:00 am - 12:00 pm
Contact: Joyce
filkittyhawk@cfl.rr.com

Enjoy this interactive group and share projects and ideas. All experience levels are welcome.

Serger Club

1st Saturday monthly
10 am - 12:00 pm
Contact: Lorelee Norfleet
407.831.6488

Come share your ideas and projects with this newly formed group.

All experience levels welcome.

Stash Busters Club

4th Saturday monthly
1:00 pm - 3:00 pm



SMOCKING CLASSES

Heirloom Workbook **

Sun. Aug. 15, 22
1:30 pm - 4:00 pm
Fee: \$24
Instructor: Bev Weir

Learn the basics of heirloom techniques. This class is not for beginning sewers. You will learn French seams, lace-to-lace, entredeux, pin tucks, puffing, rolled hems and much, much more.

CLUBS AND GROUPS

Contact: Mary Jeanine Iburguen
407.831.6488

If you have a fabric stash, this club is for you! Spend two fun hours learning how to tame those scrap collections, turning them into quilts, handbags or other projects, show & tell and a free-for-all discussion of your ideas.

Art Doll Club

4th Saturday monthly
10:00 am - 12:00 pm
Contact: RoseMarie
407.831.6488

Our club includes both beginner and experienced doll makers. We share interests in creating cloth and multimedia art dolls, learning new techniques, experimenting with new material, and sharing our art work.

Orlando Modern Quilt Guild

1st Wednesday monthly
(no July meeting)
10:00 am - 12:00 pm
Contact: Rene Martinez
recreates@me.com
orlandomodernquiltguild.ning.com


Do you love quilting? Do you like fabrics of Amy Butler, Denyse Schmidt, Kaffe Fassett, Kate Spain, or Heather Bailey? Do you like to work with solids or vintage sheets? Do you enjoy quilting without a pattern or altering a pattern? Would you like to meet others who share your passion for quilting? If you answered **yes** to any of these questions, then the *Orlando Modern Quilt Guild* is for you.

SERGER CLASSES

Basics in Lycra *

Fri. Sept. 3, 10
9:30 am - 12:00 pm
Fee: \$24
Instructor: Lorelee Norfleet

If you are new to serging, this is the class for you! Lorelee will show you techniques for taming the most difficult of stretchy fabrics. In this class you will make sample techniques that you can take home for reference.



Ruffled Serger Tote */**

Thurs. Sept. 9, 23
10:00 am - 12:30 pm
Fee: \$24
Instructor: Shirley Dudney

Learn to use your serger for something other than finishing seams! This adorable bag works up quickly using a serger. Use decorative threads to trim your ruffles and find out how to make finished ruffles with just your serger.

SPECIALTY CLASSES

Tucks and Folds Camp Shirt **

Fri. Aug. 6, 13

12:30 pm - 4:30 pm

Fee: \$39

Instructor: Lyn Powers

Make this dynamic camp shirt that you'll want to wear everywhere! Added tucks and folds make this shirt different from all the others. This shirt has a collar, facings, and some block piecing.

Holiday Table Cover */**

Tues. Aug. 24, 31

1:00 pm - 3:30 pm

Fee: \$29

Instructor: Shirley Dudney

It is not too early to start sewing for the holidays! This cover will perk up any holiday décor. Just forty-five inches square, with embroidered corner insets, this table cover lends itself to any holiday theme. You will want to make more than one!

Textured Tote Bag **

Sun. Aug. 29

12:30 pm - 4:00 pm

Fee: \$22

Instructor: Lyn Powers

Texture this large tote with a twist! Additional texture is added with bobbin work! Learn this fun technique as well as use a new product called "Texture Magic". Finished tote is 12x13x6.

Margo Bag **

Wed. Sept. 1

5:30 pm - 8:00 pm

Fee: \$25

Instructor: Mary Beth Krapil

A great handbag with a secure zipper and 8 pockets, this bag will store all your shopping essentials. Crisp, shoulder-length, fabric handles give this bag a "Vera" look.

New Adventure in Paintstiks */**

Fri. Sept. 17, 24

5:00 pm - 8:00 pm

Fee: \$29

Instructor: Jane Hamrock

Explore designs and create personal prints quick as a wink! This technique is easier than appliqué and faster than fusing! Find a new adventure with Shiva Paintstiks using a simple 3-step method involving stencils, brushes and Paintstiks.

Village Bag **

Mon. Sept. 27, Tues. Sept. 28

5:30 pm - 8:00 pm

Fee: \$24

Instructor: Mary-Jeanine Ibarguen

A brand new hobo-style tote bag; it's stylish, it's roomy, and everybody wants one. Try out some of our great upholstery fabrics, or maybe one of the new Amy Butler fabrics. Mary-Jeanine has some great tips to make this bag a winner.

QUILTING CLASSES

◆ In our quilt classes, you will only complete the quilt top. Additional classes are available for finishing.

Machine Quilting I*/** (Bring Lunch)

Sat. July 17 or

Thurs. Aug. 19 or

Thurs. Sept. 30

9:30 am - 3:00 pm

Fee: \$32

Instructor: Mary-Jeanine Ibarguen



This very popular class covers all aspects of using your sewing machine to make the quilting stitches in your quilt sandwich. Learn both walking foot

and free motion quilting while you test various samples of battings. You will need a sewing machine capable of machine quilting or use ours. (No Featherweights please).

UFO */**

Wed. Aug. 4, 11, 18, 25

Fee: \$58 or

Wed. Sept. 1, 8, 15, 22, 29

Fee: \$72

1:00 pm - 4:00 pm

Instructor: Pam McBride

Bring your unfinished project - quilt, clothing, or whatever you're working on. Pam will guide you expertly through the steps to finish your project.



Bindings and Finishing's */**

Thurs. Aug. 5

9:30 am - 12:30 pm

Fee: \$20

Instructor: Mary-Jeanine Ibarguen

This is your final-touch class. Without the binding, label and sleeve, your quilt just won't be complete! So come and learn to finish your quilt with Mary-Jeanine.

Hanging Gardens */**

Sun. July 11, 18, 25

1:30 pm - 4:30 pm

Fee: \$43

Instructor: Sindy Phillips

This great quilt uses the 2½ in strips to make this lovely design. Discover this wonderful way to use Bali Pops, Jelly Rolls or scraps from your stash. Come join the fun and make this quilt in the size of your choice.

All skill levels welcome.

Twist & Turn Bargello **

Sun. Sept. 5, 12, 19

1:30 pm - 4:30 pm

QUILTING CLASSES

Fee: \$43

Instructor: Sindy Phillips

Learn strip piecing and color blending. It is easier than it looks! Sindy will show you how to create your own masterpiece. You will fall in love with the twist and turns in this quilt design. Some quilting skill required. Intermediate level sewing skill required.

EMBELLISHER

WORKSHOP

Sun. Sept. 26

12:30 pm - 4:30 pm

Fee: \$40

Instructor: RoseMarie

This is a technique class using the Babylock Embellisher. All fabrics for this workshop are in your favorite color schemes. You may bring fabrics from your stash. RoseMarie will make suggestions as to the types of fibers and fabrics that work best with the Embellisher. You may purchase them at the Sewing Studio Fabric Superstore. Registered students receive a 15% discount on supplies. Learn how exciting it can be to design and make your own collage 'fabrics'!

BEARS

Yukon Polar Bear */**

Fri. Aug. 13, 20, 27, Sept. 3

5:30 pm - 8:00 pm

Fee: \$48

Instructor: Shirley Hollenbaugh

The summer heat is on, let Yukon take you into a cooler summer by learning this new technique. A double jointed neck, he will steal your heart away and be a nice addition to your bear 'hug'!



Snuggles*/**

A Sweet Little Hand Puppet

Fri. July 16

5:30 pm - 8:00 pm

Fee: \$22

Instructor: Shirley Hollenbaugh

This bear is small enough to put on one hand and can be manipulated as a puppet. Snuggles can wave at people, shake his head, go to sleep in your arms or look over your shoulder! You can teach Snuggles to do more and more tricks. Cute as a button this bear puppet will be sure to surprise and amuse children of all ages.