

# The Sewing Studio

## FABRIC SUPERSTORE

January/February/March 2012

9605 S. Hwy 17-92 • Maitland, FL • 32751 (407) 831-6488 or (800) 831-1492

Website: [www.sewing.net](http://www.sewing.net) • E-mail: [sewing@sewing.net](mailto:sewing@sewing.net)

Hours: Monday - Friday 9 - 8:30, Saturday 9 - 5:30, Sunday 12 - 5



## Martha Pullen Company

Invites you to a

### Sewing Celebration

January 12 - 14 at Orange County Convention Center  
Orlando, Florida

Fashion Sewing Quilting Machine Embroidery

Hand Embroidery Heirloom Sewing

Daily Seminars and Sit and Sew Classes

For more information go to: [www.marthassewingmarket.com](http://www.marthassewingmarket.com)



## ORIGINAL SEWING & QUILT EXPO

February 23 - 25 -2011

Lakeland Convention Center

Lakeland, Florida

Three days of excitement, shopping, inspiration and fun for everyone interested in sewing, quilting, embroidery, surface design, and much more!

• 133 Seminars • Hands-on Workshops • Vendor Mall

For more information go to: [wwwsewingexpo.com](http://wwwsewingexpo.com)




Baby Lock Gold  
Standard Service Center




Now Offering  
Brother Home Sewing &  
Embroidery Machines  
and Accessories!

brother.  
at your side





# THE SEWING STUDIO FABRIC SUPERSTORE



January-February-March 2012 Class Schedule

9605 S. Hwy 17-92 ● Maitland, FL ● 32751

For Classes Call (407) 831-6488 or (800) 831-1492 or E-mail: [sewing@sewing.net](mailto:sewing@sewing.net)

Class information is also available on our website: [www.sewing.net](http://www.sewing.net)

## Class Policy

Classes are limited to eight students. Three students are needed to make a class. You will receive a full refund if we cancel a class. No refund will be given if the student cancels less than five days prior to class start date. Phone registration is possible with a credit card.

The following indicates sewing levels for adult classes:

**Beginner\* Intermediate\*\*  
Advanced\*\*\***

The supply list for each class needs to be filled by the student prior to the first class session unless the supply list specifies otherwise.

## SEWING CLASSES

### Beginning Sewing (Adults)

#### Sewing Basics I \*

Wed. Feb. 1, 8, 15, 22 or  
Wed. Mar. 28, April 4, 11 18 or  
Thurs. Jan. 5, 12, 19, 26 or  
Thurs. Mar. 1, 8, 15, 22

Fee: \$49  
5:30 pm - 8:00 pm

**Instructor: Noel Kohr or**

Thurs. Feb. 16, Mar. 1, 8 (skip a week)  
9:30 am - 12:00 pm

Fee: \$37

**Instructor: Lyn Powers or**

Fri. Jan. 6, 13, 20  
Fee: \$37

5:30 pm - 8:00 pm

**Instructor: Geri Bugge**

Have you decided it's time to learn to sew and just do not know where to begin, or are you looking to refresh your skills? Beginning Sewing I is for you! You will learn all the proper sewing terminology, necessary notions, layout, pinning, marking, cutting and sewing of a basic garment. These classes fill quickly so register early.



#### Sewing Basics UFO Class \*/\*\*


Fri. Jan. 27 or  
Fri. Feb. 24

5:30 pm - 8:00 pm

Fee: \$15

**Instructor: Geri Bugge**

Do you have an unfinished project or a new one you are working on? Spend a night working on those last details!



#### Sewing Basics II \*\*

##### Pre-requisite Sewing Basics I

Wed. Jan. 4, 11, 18, 25 or  
Wed. Feb. 29, Mar. 7, 14, 21 or  
Thurs. Feb. 2, 9, 16, 23 or  
Thurs. Mar. 29, April 5, 12, 19

5:30 pm - 8:00 pm

Fee: \$49

**Instructor: Noel Kohr or**

Thurs. Jan. 19, 26, Feb. 2  
9:30 pm - 12:00 pm

Fee: \$37

**Instructor: Lyn Powers or**

Fri. Feb. 3, 10, 17

Fee: \$37

5:30 pm - 8:00 pm

**Instructor: Geri Bugge**

You know the basics of using the sewing machine and you've assembled a basic garment. Now take it a step further and learn how to make darts, put in a sleeve or pockets.

#### Sewing Basics III \*\*

Thurs. Jan. 5, 19, 26, Feb. 2 (skip a week)  
1:30 pm - 4:00 pm

Fee: \$49

**Instructor: Lyn Powers**

In this class you will pick your own project with Lynn's approval and will make it with her guidance and supervision. Fabrics and patterns will be picked the first day of class, or ahead of time with Lynn.

#### DYOT\*\*

Mon. Jan. 9, 16, 23, 30, Feb. 6, 13, 20, 27 or  
Mon. Mar. 5, 12, 19, 26, April 2, 16, 23, 30

Fee: \$59

9:30 am - 12:30 pm or

1:00 pm - 4:00 pm

**Instructor: Barbara Robinson**

This is a continuing class for intermediate to advanced sewers. Emphasis on fitting & pattern alterations. Students will learn garment construction. We will even show you how to remake an existing garment. Tailoring techniques will be taught to the more advanced students.

#### Beginning Sewing "Little Something" Jacket \*

Sun. Feb. 5

1:00 pm - 4:30 pm

Fee: \$19

**Instructor: Laura Sadler**

This great little jacket is a simple beginning sewing project you can accomplish in one afternoon. Loose fitting and comfy and so easy to sew. Great for a special gift or for yourself.



#### Easy Striped Placemat \*

Mon. Jan. 23

5:30 pm - 8:00 pm

Fee: \$20

**Instructor: Mary Jeanine Ibarguen**

This easy striped placemat is a great way to get introduced to sewing. This project is easy and quick and fun to make. Classes fill fast...don't get left out!

## HEIRLOOM

### Heirloom Construction \*\*

Wed. Jan. 18, 25

9:30 am - 12:00 pm

Fee: \$25

**Instructor: Laura Sadler**

This class is a great technique class. Laura will teach you the finer details on how to correctly assemble your heirloom project. If you've ever wondered how to construct collars, plackets, hem finishes, sleeves, and garment closures then this is the class for you. You'll wonder why you ever struggled with lining a child's garment once you learn simple and quick-to-construct methods that can be adapted to any garment in any size.



## CLUBS AND GROUPS

### SAGA


#### Smocking Arts Guild of America

1<sup>st</sup> Tuesday evening  
monthly

6:30 pm - 8:00 pm

Contact: Kathiann Crocker  
407.421.2618  
crockerkf@aol.com

This group meets the first Tuesday of the month. Members and interested prospective members are welcome.



### Serger Club

1<sup>st</sup> Saturday monthly  
10 am - 12:00 pm

Contact: Lorelee Norfleet  
407.831.6488

Come share your ideas and projects with this dynamic group.

All experience levels welcome.

### Machine Embroidery Club

2<sup>nd</sup> Saturday monthly

10:00 am - 12:00 Contact: Joyce  
fikittyhawk@cfl.rr.com

Enjoy this interactive group and share projects and ideas. All experience levels are welcome.

### Stash Busters Club

4<sup>th</sup> Saturday monthly

1:00 pm - 3:00 pm

Contact: Mary Jeanine Ibarguen  
407.831.6488

If you have a fabric stash, this club is for you! Spend two fun hours learning how to tame those scrap collections, turning them into quilts, handbags or other projects, show & tell and a free-for-all discussion of your ideas.

### Orlando Modern Quilt Guild

1<sup>st</sup> Wednesday monthly

10:00 am - 12:00 pm

Contact: Rene Martinez  
renecreates@me.com

theorlandomodernquiltguild.blogspot.com



Do you love quilting? Do you like fabrics of Amy Butler, Denyse Schmidt, Kaffe Fasset, Kate Spain, or Heather Bailey? Do you like to work with solids or vintage sheets? Do you

enjoy quilting without a pattern or altering a pattern? Would you like to meet others who share your passion for quilting? If you answered **yes** to any of these questions, then the *Orlando Modern Quilt Guild* is for you.

## CLUBS AND GROUPS

### Costumer's Guild

1<sup>st</sup> Saturday monthly

1:00 pm - 3:30 pm

Contact: Laura Proctor  
407.267.3274

www.CFLCostumers.org

#### January:

Sewing Historical  
Outerwear

#### February:

Hats, Hats, Hats

#### March:

Steampunk

Are you a costumer? If so, come in and check out our latest club for costumers. Enjoy an afternoon of ideas, tips and discussions about construction techniques.

## MACHINE EMBROIDERY

Most of our machine embroidery classes require that you bring your own embroidery machine. However, if you do not own one and are interested in taking the class, we can provide a machine for use in our classroom. Please call ahead and speak to the instructor.

### Embroidery Projects for All Skill Levels

Instructor: Lyn Powers

These one-session classes will walk you through a project with an emphasis on technique.

#### January Embroidery Project:

Nightlights!

Fri. Jan. 20, 1:30 am - 3:30 pm Class Fee: \$18  
Learn embroidery on paper, and take home a completed nightlight.

#### February Embroidery Project:

Embroidery Bobbin Work

Sat. Feb. 18, 10:00 am - 2:00 pm Class Fee: \$25  
Embroider with heavy embellishment threads. We will make a mug holder and mug mat.

#### March Embroidery Project:

3-dimensional Flowers

Fri. Mar. 9, 1:30 pm - 4:30 pm Class Fee: \$20  
Create free-standing flowers that can be applied to headbands, clothing, and bags.

#### Anita Goodesign Fashion Clutch\*\*

Sat. Feb. 11

12:30 pm - 4:30 pm

Fee: \$29 Kit Fee: \$10

Instructor: Rose Marie

A girl can never have too many purses! What better way to match an outfit than to make your own. This designer inspired clutch features a new product that gives a unique texture to any fabric. Use your embroidery machine to stitch Echo Flower and finish by using your sewing machine to insert a bound zipper and lining.

#### Embroider Your T-Shirt

Sat. Feb. 18

1:00 pm - 4:00 pm

Fee: \$25

Instructor: Linda Coulombe

Do you want to embroider your own Tee? Take this class and test run the Brother 950D while embroidering Mickey and Minnie on your T-shirt.

## MACHINE EMBROIDERY

### Embroidery Basics\*\*

Fri. Jan. 27 or Thurs. Feb. 16 or Thurs. Mar. 1

1:30 pm - 3:30 pm

Fee: \$15 per session

Instructor: Lyn Powers

This class is for **New Embroidery Machine Owners**. Bring a tee shirt or jeans or article of clothing you would like to learn how to embroider. In this class you will learn how to properly and accurately place a motif on ready to wear clothing. Appropriate stabilizers will be recommended.

### Jenny Haskins Heritage Quilt\*\*

Thurs. Jan. 5 or Feb. 9 or Mar. 15

10:00 am - 12:00 pm

Fee: \$17 per session

Instructor: Lyn Powers



We will continue to explore the many facets of Jenny's beautiful Heritage Quilt. All designs and instructions for this quilt are contained in her book *Jenny's Heritage*. Each block stands on its own as a separate work of art. Come along on this journey and create this fabulous quilt top.

### Intermediate to Advanced Skill Levels Decorator Pillows With Embroidery

Instructor: Lyn Powers

\$25 per class

Home décor with a flair! Learn basic home décor pillow construction, embroidery placement, sewing with velvet and inserting piping. If you do not own an embroidery machine, you may use one of ours. Discover the fun in embellishing with embroidery.

**Sat. Jan. 28**, 10:00 am - 3:00 pm

Michelle's Designs Sweetheart Pillow

**Fri. Feb. 10**, 12:30 pm - 4:30 pm

Arabian Nights Pillow

### Jenny Haskins Fantasy Ribbon Vest

#### All Day Workshop \*\*

Sat. Mar. 17

9:30 am - 4:30 pm

Fee: \$69

Instructor: Lyn Powers

Make fabric with ribbons and trims! Add free-standing embroidered flowers and create this stunning vest. The applications for this 'ribbon fabric' are endless. **Class fee includes lunch.**

### Simply Stabilizing \*\*

Thurs. Feb. 9 or Mar. 15

1:30 pm - 3:30 pm

Fee: \$10 per session

Instructor: Lyn Powers

Do all those stabilizers confuse you? When do I use a cutaway stabilizer? What is a wash-away stabilizer? These and other questions will be answered in this 2-hour lecture-demo. Bring your questions! Lyn will help demystify which stabilizers to use under which fabrics.

## SPECIALTY CLASSES

### Alterations Workshop \*\*

Sat. Mar. 3  
9:30 am – 12:00 pm  
Fee: \$ 45  
Instructor: Mary McCarthy



What to do when you buy clothes that almost fit, but not quite? Learn how to alter them for a custom fit and more flattering look. Mary McCarthy is an alterations specialist with over 25 years of experience fitting and altering garments from jeans to bridal gowns. Apply basic fit principles and great techniques to let in, take out, or even restyle your favorite ready to wear garments. Topics covered include: hems, side seams, shoulders, sleeves and much more. Bring a pair of pants and 1-2 additional garments that need to be adjusted.

### Copy It \*\*

Sat. Mar. 3  
1:30 pm - 4:30 pm  
Fee: \$45  
Instructor: Mary McCarthy

Do you have a favorite top or blouse that you would love to duplicate? Mary will show you how to create a custom pattern using the original garment as your guide. No need for a seam ripper. It's easy and accurate, and you will have a completed pattern ready to cut out. Based on the best selling book, **Copy It!** by Mary McCarthy.

### Dinner Plate Dahlia \*

Sat. Jan. 14  
10:00 am - 2:00 pm  
Fee: \$25  
Instructor: Julie Creus

This large flower brooch is very striking. Make it in the 6" size or the smaller 4". Looks great on purses, pillows or as a brooch!

### Zig Zag Purse \*\*

Tues. Jan. 17, 24  
9:30 am - 12:00 pm  
Fee: \$25  
Instructor: Mary Jeanine Ibarguen

Join Mary Jeanine in making this striking purse. She will show you an easy approach to a fast and simple quilted bag with dimensional curves.

### Slipper Orchid Flower\*

Fri. Jan. 27  
9:30 am - 12:30 pm  
Fee: \$25  
Instructor: Julie Creus



Julie has done it again! This incredible slipper orchid is made of fabric! Make a cluster for your art quilt or for a jean jacket.

### Easy Tote \*\*

Thurs. Mar. 29  
9:30 am - 12:30 pm  
Fee: \$19

## SPECIALTY CLASSES

Instructor: Mary Jeanine Ibarguen  
Simple, quick and very easy to make. Mary Jeanine will teach you how to make a simple tote bag without a pattern. Learn tips and tricks to simple sewing.

### Frenchy Bag \*

Mon. Feb. 20, 27  
5:30 pm - 8:00 pm  
Fee: \$25  
Instructor: Mary Jeanine Ibarguen

Amy Butler's Frenchy bag is a fun way to get introduced to the world of sewing! Join Mary Jeanine and make this wonderful bag in any combination of fun colored cottons.

### Berry Bunch Brooch \*

Sat. Feb. 25  
10:00 am - 2:00 pm  
Fee: \$25  
Instructor: Julie Creus  
This darling brooch is a must take class! Whimsical and cute, it's an easy hand sewing project. Add it to a straw hat for the spring! Or make it as a great gift.

### Cactus Blossom Pin Cushion \*

Fri. Mar. 30  
9:30 am - 12:00 pm  
Fee: \$25  
Instructor: Julie Creus  
Julie's news creation! Pin cushions are the 'in' project at the moment, and these are just fab! Come in and make your own.



## QUILTING CLASSES

◆ In our quilt classes, you will only complete the quilt top. Additional classes are available for finishing.

### UFO \*/\*\*

Wed. Jan. 4, 11, 18, 25 or  
Wed. Feb. 1, 8, 15, 22 or  
Wed. Feb. 29, Mar. 7, 14, 21, or  
Wed. Mar. 28, Apr. 4, 11, 18  
1:00 pm - 4:00 pm  
Fee: \$58  
Instructor: Pam McBride

Bring your unfinished project - quilt, clothing, or whatever you're working on. Pam will guide you expertly through the steps to finish your project.



### Machine Quilting I \*\* (Bring Lunch)

Tues. Jan. 10 or Sat. Feb. 11  
9:30 am - 3:30 pm  
Fee: \$32  
Instructor: Mary-Jeanine Ibarguen  
This very popular class covers all aspects of using your sewing machine to make the quilting stitches in your quilt sandwich. Learn both walking foot and free motion

## QUILTING CLASSES

quilting while you test various samples of battings. You will need a sewing machine capable of machine quilting or use ours. (No Featherweights please).

### Fun and Dunn Quilt Top\*/\*\*

Sun. Jan. 15, 22, 29  
1:30 pm - 4:30 pm  
Fee: \$45  
Instructor: Sindy Phillips

This piecing method is great! It allows you to complete the quilting as you assemble each block. Sew the blocks together and you are done. You may make a lap size or larger or even a table runner.

### Bob and Weave Quilt Top\*/\*\*

Sun. Feb. 12, 19, 26  
1:30 pm - 4:30 pm  
Fee: \$45  
Instructor: Sindy Phillips

Bands of color appear to weave over and under each other in this easy three-dimensional-looking lap quilt. The color value is what makes this illusion. Join us for the magic and learn how to make it happen with color.

### Snake River Quilt Top \*\*/\*\*

Tues. Feb. 7, 14, 21, 28  
9:30 am - 12:00 pm  
Fee: \$50  
Instructor: Rosy Fowler



This incredible quilt is a basic log cabin pattern. Utilizing small strips and placement of each block creates a wonderful snaking effect. For the intermediate quilter who is looking for the next great quilt to make.

### Neo Bella Quilt Top \*\*

Wed. Feb. 8, 15, 22  
9:30 am - 12:30 pm  
Fee: \$45  
Instructor: Laura Sadler

This glorious quilt is just tons of small strips, sewn together and then appliquéd on the background. Fun and easy to do!

### Long and Tall Quilt Top \*/\*\*

Sun. Mar. 4, 11, 18  
1:30 pm - 4:30 pm  
Fee: \$45  
Instructor: Sindy Phillips

This quilt pattern uses those great pre-cut 2 1/2" strips that we all love. You may also use strips from your own stash. This lovely quilt top goes together in a snap and you will want to make several. Join us for all the fun!

### Magic Squares Quilt Top \*\*

Tues. Mar. 6, 13  
9:30 am - 12:30 pm  
Fee: \$30  
Instructor: Mary Jeanine Ibarguen

An innovative idea that uses a striped fabric to create the illusion of mitered squares.

## QUILTING CLASSES

You'll never look at a striped fabric the same way again. Don't worry, you won't be mitering anything! Learn to make the blocks, use them to make a quilt, tote, pillow - anything you like!

### Bindings \*\*

Tues. Mar. 27  
9:30 am - 12:30 pm  
Fee: \$15


Instructor: Mary Jeanine Iburguen

This is your final touch class. Without the binding, label and sleeve, your quilt just won't be complete! So come and learn to finish your quilt with Mary-Jeanine

### One Block Wonder \*\*

Wed. Mar. 7, 14, 21  
9:30 am - 12:30 pm  
Fee: \$45

Instructor: Laura Sadler



Amazing! It's only one fabric, one shape and a one of a kind quilt! This technique uses one striking fabric to create a variety of blocks! Piece your

fabric and then turn it into a quilt, placemat or even a purse. In this class you will be making a placemat while learning the technique.

### Block and a Half Quilt Top \*

Mon. Mar. 5, 12, 19  
5:30 pm - 8:00 pm  
Fee: \$39

Instructor: Laura Sadler

This simple yet striking quilt is the easy way to learn how to quilt. Great for those large patterned fabrics you don't want to cut up. Sign up now...don't get left out!

## QUILTING CLASSES

### Lotus Ladder \*\*

Sat. Mar. 17, 24, 31  
9:30 am - 12:30 pm  
Fee: \$45

Instructor: Jane Hamrock

This wonderful runner is reminiscent of the Japanese Obi, the belt-like part of the Japanese Kimono. It is 14" wide and can be made any length, to fit your needs. Table runner, side board or even as a bed runner. Learn how to do curved piecing in this great class.



## SERGER CLASSES

### Basics in Lycra\*

Thurs. Feb. 24, Mar. 2  
9:30 am - 12:30 pm  
Fee: \$30

Instructor: Lorelee Norfleet

If you are new to serging, this is the class for you! Lorelee will show you techniques for taming the most difficult of stretchy fabrics. In this class you will make sample techniques that you can take home for reference.



### Projects in Lycra \*\*

Thur. Mar. 9, 16, 23  
9:30 am - 12:30 pm  
Fee: \$45

Instructor: Lorelee Norfleet

## SERGER CLASSES

This is a continuing class for intermediate to advanced lycra sewers. Emphasis is on swimwear and dance/skate costume construction. Prerequisite is Basics in Lycra. Bring your serger to class.

### Serging with Knits \*\*

Thurs. Mar. 22  
10:00 am - 2:00 pm  
Fee: \$20

Instructor: Lyn Powers

Make this stylish top in no time on your serger. Learn gathering, coverstitch, and tips to make your top look great. If you don't have a serger and would like to try one out, now is the time.

### Hip to Be Square Serger Tote Bag\*\*

Sat. Mar. 31  
10:00 am - 4:00 pm  
Fee: \$69

Instructor: Lorilee Norfleet

Earth-friendly totes are all the rage! Add a touch of fashion, too! Recreate some of your favorite sampler quilt block techniques with the sturdiness of a serger and achieve a perfect quarter inch seam. **Class fee includes lunch.**

### Are you a Loyal Customer Club Member?

Come in and sign up to receive valued coupons and emails with the latest at the Sewing Studio!

# “Fun with Sulky Blendables” “Sew Exciting Seminar”

Many Projects as seen on TV & Web Sewing Shows

Be dazzled and amazed at this 2 1/2 hour lecture/demo featuring creative projects using Sulky's unique color-changing Blendables and Solid Color Cotton Threads.

**Place:** The Sewing Studio Fabric Superstore

**Date:** Saturday, March 24, 2012

**Time:** 9:30 AM—12:00 PM or 2:00 PM—4:30 PM

**Cost:** \$15.00 per person

“Inspire a Child”

Bring your children ages 6 – 16 to learn the fun of creative sewing for only \$6.00 per child when accompanied by an adult.

- Free Motion Play
- Quilting for the Team
- Raw Edge Applique
- Birdhouse Tissue Box
- Boucle Reversible Purse
- Inking & Thread Embellishing
- Serger Fim
- Loose-Ends Scarf
- Free Motion Lace
- Corded Shoulder Pad
- 3D Embellished Leaves
- Exquisite Thread Shawl

Express yourself with **sulky**<sup>®</sup>  
Decorative Thread, Stabilizers & Books

